





Learn more about
this product





Your Gateway to Efficient Connectivity


The Kvaser PCIe 8xCAN maximizes channel density through a single PCIe x1 slot, enabling the effortless design of advanced CAN systems.

It is a compact and advanced multi-channel real-time CAN interface with eight CAN/CAN FD channels.

The Kvaser PCIe 8xCAN is highly scalable. Multiple boards can be connected to capture data from tens of CAN channels at a time. An example is hardware-in-the-loop (HIL) suites for automotive testing, where 40 CAN channels are commonly required.

 **Warranty**
2-Year warranty. See our general conditions and policies for details.

 **Support**
Free support for all products by contacting support@kvaser.com

 **EAN**
73-30130-01512-8

Major Features

- PCI Express CAN interface.
- Supports CAN FD, up to 8 Mbit/s.
- Quick and easy plug-and-play installation.
- Supports both 11-bit (CAN 2.0A) and 29-bit (CAN 2.0B active) identifiers.
- 100 % compatible with applications written for other Kvaser CAN hardware with Kvaser CANlib.
- High-speed CAN connection (compliant with ISO 11898-2), up to 1 Mbit/s.
- Supports silent mode for analysis tools – listens to the bus without interfering.
- Supports simultaneous usage of multiple Kvaser interfaces.
- Full-profile PCIe card.
- Support for SocketCan.
- Compatible with J1939, CANopen, NMEA 2000® and DeviceNet. Higher layer protocol translation handled by the user's application. For software support please see our Technical Associates products and our Software Download page (www.kvaser.com).



The Kvaser PCIe 8xCAN devices feature two 26-pin HD D-SUB connectors, each providing four channels. A **HD26-4xDS9 splitter** can be used to connect to four separate 9-pin D-SUB connectors. Alternatively, an **HD26-4xM12 splitter** can be used to connect to four separate 5-pin M12 connectors.

Support

Documentation, Kvaser CANlib SDK and drivers can be downloaded for free at www.kvaser.com/downloads.

Kvaser CANlib SDK is a free resource that includes everything you need to develop software for the Kvaser CAN interfaces. Includes full documentation and many program samples, written in C, C++, C#, Delphi, Visual Basic, Python and t programming language.

Kvaser CAN hardware is built around the same common software API. Applications developed using one device type will run without modification on other device types.



Technical Data

CAN Bit Rate	20-1000 kbp/s
CAN Channels	8
CAN FD Bit Rate	Up to 8 Mbit/s
CAN Transceivers	Compliant with ISO 11898-2
CAN Controller	Kvaser CAN IP in FPGA
Certificates	CE, RoHS
Connectors	Two 26-pin HD D-SUB
Dimensions	High profile 102 x 80 mm
Error Frame Detection	Yes
Error Frame Generation	Yes
Galvanic Isolation	Yes
Host interface	PCI Express x1
Interfaces	CAN, PCI Express
Max message rate	20000 ¹ msg/s per channel
Operating Systems	Linux, Windows ²
Power Consumption	Typically 980 mA at 3.3 V
Relative humidity	0 % to 85 % (non-condensing)
Silent Mode	Yes
Temperature Range	-40 to +85 °C
Timestamp Resolution	1 µs
Weight	72 g

¹ The message rate is based on tests on a reasonably powerful desktop computer. On a slow host computer, it might not be possible to reach the maximum message rate on all channels simultaneously, especially when running on smaller embedded systems.

² Windows 10 (IA-32 and x86-64)
Windows 11 (x86-64)